

V-SD & V-WD cabinets

Indoor Distribution Cabinets



Common Applications :

The V-WD and V-SD distributors are closed metal, IP54 rated distribution cabinets for buildings or production halls.

By using the available distribution kits, you can install the LSA PROFIL Modules, LSA-PLUS Modules, HVT 71 System components or other distribution sub-rack systems.

Common Specifications :

Mechanical Parameters :

Protection class : IP54 according EN 60529

Cable entry : both via top and bottom

Color : light gray similar to RAL 7035

Dimensions : HxWxD depending on type (see next pages)

Temperature range : -20°C up to +75°C

Material :

Cabinet : sheet-steel, powder coated

Door : sheet-steel, overall grommet sealing

Mounting frames : sheet steel, galvanized

Swivel handle : synthetic material, black

Environmental :

RoHS compliant

EMV rated according EN 55022 Class B (applicable when installed according the ADC KRONE installation procedures) .

TECHNICAL DATA

Wall-mount distribution Cabinets V-WD

Application

The V-WD distributors are closed metal, IP54 rated distribution cabinets for buildings or production halls.

The preferred mounting type is wall-mounting.

By using the available distribution kits, you can install the LSA PROFIL Modules, LSA-PLUS Modules, HVT 71 System components or other distribution sub-rack systems.

Dimensions

Width : 600 mm (exceptionally 1200 mm)

Depth : 250 mm

Height : depending on cabinet size (600, 900, 1200 or 1500) mm

Features

- closed steel-sheet distributor in several sizes, powder-paint coated according RAL 7035 (light gray)
- prepared cable entry from top and bottom
- cable entries can be completed with brush strips or plates with grommets (see accessories)
- door with swivel handle, prepared for accepting key locks. Door opening side is reversible.
- mounting flanges with cage nuts for mounting sub-racks
- mounting bars at top with cable clamps and grommets, mounted
- mounting bars at bottom with cable clamps and earthing strips and terminals, mounted
- Document holders with magnetic strip
- Sub-rack mounting kits for holding ADC KRONE Modules are to be ordered separately.

Specifications:

Mechanical Parameters :

Protection class : IP54 according EN 60529

Cable entry : both via top and bottom

Color : light gray similar to RAL 7035

Dimensions : HxWxD depending on type (see next pages)

Temperature range : -20°C up to +75°C

Material :

Cabinet : sheet-steel, powder coated

Door : sheet-steel, overall grommet sealing

Mounting frames : sheet steel, galvanized

Swivel handle : synthetic material, black

Environmental :

RoHS compliant

EMV rated according EN 55022 Class B (applicable when installed according the ADC KRONE installation procedures) .

Ordering Information

Distributor Type	XS	S	M	L	2M
Height in mm	600	900	1.200	1.500	1.200 (width:1.200mm)
Distributor Name	V-WD-XS	V-WD-S	V-WD-M	V-WD-L	V-WD-2M
Product Number	VOI-7079 1 610 00	VOI-7079 1 620 00	VOI-7079 1 630 00	VOI-7079 1 640 00	VOI-7079 1 650 00
Distributor Kit Type	XS	S	M	L	2M
for BR2 Profil (95mm)					
max. Capacity	380 DA	640 DA	900 DA	1.180 DA	1.800 DA
	2 x 190 DA	2 x 320 DA	2 x 450 DA	2 x 590 DA	4 x 450 DA
Name	V-BS-PROFIL- XS	V-BS-PROFIL-S	V-BS-PROFIL-M	V-BS-PROFIL-L	2 x V-BS-PROFIL-M
Product Number	VOI-7079 1 810 00	VOI-7079 1 811 00	VOI-7079 1 812 00	VOI-7079 1 813 00	2 x VOI-7079 1 812 00
for BR2 mounting clamp (R=25mm)					
max. Capacity	340 DA	580 DA	820 DA	1.060 DA	1.640 DA
	2 x 170 DA	2 x 290 DA	2 x 410 DA	2 x 530 DA	4 x 410 DA
Name	V-BS-MB-XS	V-BS-MB-S	V-BS-MB-M	V-BS-MB-L	2 x V-BS-MB-M
Product Number	VOI-7079 1 820 00	VOI-7079 1 821 00	VOI-7079 1 822 00	VOI-7079 1 823 00	2 x VOI-7079 1 822 00
for System 71					
max. Capacity	200 DA	400 DA	600 DA	800 DA	1.200 DA
	2 x 100 DA	2 x 200 DA	2 x 300 DA	2 x 400 DA	4 x 300 DA
Name	V-BS-SYSTEM- XS	V-BS-SYSTEM- S	V-BS-SYSTEM- M	V-BS-SYSTEM-L	2 x V-BS-SYSTEM- M
Product Number	VOI-7079 1 840 00	VOI-7079 1 841 00	VOI-7079 1 842 00	VOI-7079 1 843 00	2 x VOI-7079 1 842 00
Mounting plates for Industrial applications					
Name	V-BS-MPL	V-BS-MPL	V-BS-MPL	V-BS-MPL	V-BS-MPL
Height 200 mm	VOI-7079 1 850 00	VOI-7079 1 850 00	VOI-7079 1 850 00	VOI-7079 1 850 00	VOI-7079 1 850 00
Height 50 mm	VOI-7079 1 851 00	VOI-7079 1 851 00	VOI-7079 1 851 00	VOI-7079 1 851 00	VOI-7079 1 851 00
Accessories for mounting plates					
Cage nuts M4 (Kit = 25 Pcs)	VOI-7079 1 480 00	VOI-7079 1 480 00	VOI-7079 1 480 00	VOI-7079 1 480 00	VOI-7079 1 480 00
Cage nuts M5 (Kit = 25 Pcs)	VOI-7079 1 481 00	VOI-7079 1 481 00	VOI-7079 1 481 00	VOI-7079 1 481 00	VOI-7079 1 481 00
Cage nuts M6 (Kit = 25 Pcs)	VOI-7079 1 482 00	VOI-7079 1 482 00	VOI-7079 1 482 00	VOI-7079 1 482 00	VOI-7079 1 482 00
Recommended accessories					
Cable entry brush strip	V-ZB-KE-BL-XS	V-ZB-KE-BL-XS	V-ZB-KE-BL-XS	V-ZB-KE-BL-XS	V-ZB-KE-BL-XS
Product number	VOI-7079 1 412 00	VOI-7079 1 412 00	VOI-7079 1 412 00	VOI-7079 1 412 00	VOI-7079 1 412 00
Locking systems					
Profil Key lock ZN1	5535 3 901-00	5535 3 901-00	5535 3 901-00	5535 3 901-00	5535 3 901-00
Profil Key lock Type 19	7056 2 360-00	7056 2 360-00	7056 2 360-00	7056 2 360-00	7056 2 360-00
Additional accessories					
Wall mount plates	VOI-7079 1 420 00	VOI-7079 1 420 00	VOI-7079 1 420 00	VOI-7079 1 420 00	VOI-7079 1 422 00

Wall-mount distribution Cabinets V-WD

Ordering Information

Cable entry plates with grommets	VOI-7079 1 410 00	VOI-7079 1 410 00	VOI-7079 1 410 00	VOI-7079 1 410 00	VOI-7079 1 410 00
Earthing terminals					
Earthing terminal for horizontal mounting	VOI-7079 1 443 00	VOI-7079 1 443 00	VOI-7079 1 443 00	VOI-7079 1 443 00	2 x VOI-7079 1 443 00
Earthing terminal for vertical mounting	VOI-7049 1 445 00	VOI-7079 1 445 01	VOI-7079 1 445 02	VOI-7079 1 445 03	2 x VOI-7079 1 445 02
Earthing clips for terminals					
Earthing clips (0,5-4,0)qmm, (kit = 10 pcs)	VOI-7079 1 446 00	VOI-7079 1 446 00	VOI-7079 1 446 00	VOI-7079 1 446 00	VOI-7079 1 446 00
Earthing clips (1,5-16,0)qmm, (kit = 5 pcs)	VOI-7079 1 446 01	VOI-7079 1 446 01	VOI-7079 1 446 01	VOI-7079 1 446 01	VOI-7079 1 446 01
Earthing clips (2,5-35,0)qmm, (1 pce)	VOI-7079 1 446 02	VOI-7079 1 446 02	VOI-7079 1 446 02	VOI-7079 1 446 02	VOI-7079 1 446 02
Document holder (adhesive)	VOI-7079 1 489 01	VOI-7079 1 489 01	VOI-7079 1 489 01	VOI-7079 1 489 01	VOI-7079 1 489 01
Document holder with magnetic clip	VOI-7079 1 489 00	VOI-7079 1 489 00	VOI-7079 1 489 00	VOI-7079 1 489 00	VOI-7079 1 489 00



Free-standing distribution Cabinets V-SD

Application

The V-SD distributors are closed metal, IP54 rated distribution cabinets for buildings or production halls.

The preferred mounting type is free-standing.

By using the available distribution kits, you can install the LSA PROFIL Modules, LSA-PLUS Modules, HVT 71 System components or other distribution sub-rack systems.

Dimensions

Width : 600 mm or 800 mm or 1200 mm

Depth : 400 mm

Height : 2.000 mm

Features

- closed steel-sheet distributor in several sizes, powder-paint coated according RAL 7035 (light gray)
- prepared cable entry from top and bottom
- cable entries can be completed with brush strips or plates with grommets (see accessories)
- door with swivel handle, prepared for accepting key locks. Door opening side is reversible.
- mounting flanges with cage nuts for mounting sub-racks
- mounting bars at top with cable clamps and grommets, mounted
- mounting bars at bottom with cable clamps and earthing strips and terminals, mounted
- Document holders with magnetic strip
- Sub-rack mounting kits for holding ADC KRONE Modules are to be ordered separately.

Specifications:

Mechanical Parameters :

Protection class : IP54 according EN 60529

Cable entry : both via top and bottom

Color : light gray similar to RAL 7035

Dimensions : HxWxD depending on type (see next pages)

Temperature range : -20°C up to +75°C

Material :

Cabinet : sheet-steel, powder coated

Door : sheet-steel, overall grommet sealing

Mounting frames : sheet steel, galvanized

Swivel handle : synthetic material, black

Environmental :

RoHS compliant

EMV rated according EN 55022 Class B (applicable when installed according the ADC KRONE installation procedures) .

Ordering Information

Distributor Type	XL	XXL	2XL
Height in mm	600	800	1.200
Distributor Name	V-SD-XL	V-SD-XXL	V-SD-2XL
Product Number	VOI-7079 1 760 00	VOI-7079 1 770 00	VOI-7079 1 780 00
Distributor Kit Type	XL	XXL	2XL
for BR2 Profil (95mm).			
max. Capacity	1.520 DA	2.280 DA	3.040 DA
	2 x 760 DA	3 x 760 DA	4 x 760 DA
Name	V-BS-PROFIL-XL	V-BS-PROFIL-XXL	2 x V-BS-PROFIL-XL
Product Number	VOI-7079 1 814 00	VOI-7079 1 815 00	2 x VOI-7079 1 814 00
for BR2 mounting clamp (R=25mm)			
max. Capacity	1.380 DA	2.070 DA	2.760 DA
	2 x 690 DA	3 x 690 DA	4 x 690 DA
Name	V-BS-MB-XL	V-BS-MB-XXL	2 x V-BS-MB-XL
Product Number	VOI-7079 1 824 00	VOI-7079 1 825 00	2 x VOI-7079 1 824 00
for System 71			
max. capacity	1.000 DA	1.500 DA	2.000 DA
	2 x 500 DA	3 x 500 DA	4 x 500 DA
Name	V-BS-SYSTEM-XL	V-BS-SYSTEM-XXL	2 x V-BS-SYSTEM-XL
Product Number	VOI-7079 1 844 00	VOI-7079 1 845 00	2 x VOI-7079 1 844 00
Mounting plates for Industrial applications			
Name	V-BS-MPL	V-BS-MPL	V-BS-MPL
Height 200 mm	VOI-7079 1 850 00	VOI-7079 1 855 00	VOI-7079 1 850 00
Height 50 mm	VOI-7079 1 851 00	VOI-7079 1 856 00	VOI-7079 1 851 00
Accessories for mounting plates			
Cage nuts M4 (Kit = 25 Pcs)	VOI-7079 1 480 00	VOI-7079 1 480 00	VOI-7079 1 480 00
Cage nuts M5 (Kit = 25 Pcs)	VOI-7079 1 481 00	VOI-7079 1 481 00	VOI-7079 1 481 00
Cage nuts M6 (Kit = 25 Pcs)	VOI-7079 1 482 00	VOI-7079 1 482 00	VOI-7079 1 482 00
Recommended accessories			
closed guard-box Height 100 mm	VOI-7079 1 426-00	VOI-7079 1 428-00	VOI-7079 1 427 00
or alternative :			
Floor-level-feet (kit= 4 Pieces)	VOI-7079 1 470 00	VOI-7079 1 470 00	VOI-7079 1 470 00
Locking systems			
Profil Key lock ZN1	5535 3 901-00	5535 3 901-00	5535 3 901-00
Profil Key lock Type 19	7056 2 360-00	7056 2 360-00	7056 2 360-00
Additional accessories			
Earthing terminals			
Earthing terminal for horizontal mounting	VOI-7079 1 443 00	VOI-7079 1 444 00	VOI-7079 1 443 00
Earthing terminal for vertical mounting	VOI-7079 1 445 04	VOI-7079 1 445 04	VOI-7079 1 445 04
Earthing clips for terminals			



Free-standing distribution Cabinets V-SD

Ordering Information

Earthing clips (0,5-4,0)qmm, (kit = 10 pcs)	VOI-7079 1 446 00	VOI-7079 1 446 00	VOI-7079 1 446 00
Earthing clips (1,5-16,0)qmm, (kit = 5 pcs)	VOI-7079 1 446 01	VOI-7079 1 446 01	VOI-7079 1 446 01
Earthing clips (2,5-35,0)qmm, (1 pce)	VOI-7079 1 446 02	VOI-7079 1 446 02	VOI-7079 1 446 02
Document holder (adhesive)	VOI-7079 1 489 01	VOI-7079 1 489 01	VOI-7079 1 489 01
Document holder with magnetic clip	VOI-7079 1 489 00	VOI-7079 1 489 00	VOI-7079 1 489 00

Wall-mounted Distribution Frames



Features:

- Universal, modular distribution frame for two- and three-vertical bays
- Six standard sizes for individual configuration using a corresponding mounting kit
- For mounting on flat walls; fixing material is not included
- Standard mounting kits are available for the following configurations
 - Profile frame (fixing dimension¹⁾ 95 mm, depth of profile frame 90-110 mm)
 - Back-mount frame (fixing dimension 95 mm, pitch²⁾ 25 mm, depth of interior wiring space 70-90 mm)
 - System rails for disconnection blocks 71
 - Mounting plates for mounting individual components
- Delivered un-assembled

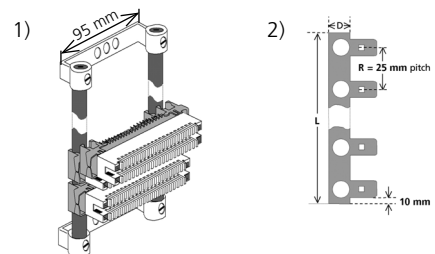
Conditions of Use:

- designed for indoor use in dry rooms

Advantages/Benefits:

- Flexible distribution applications corresponding to the available space
- Universal set-up of copper, coaxial and fibre-optic applications on profile rods
- High security due to the option of installing the standard mounting kits in telecommunication enclosures as well as 19" and ETSI cabinets

TECHNICAL DATA



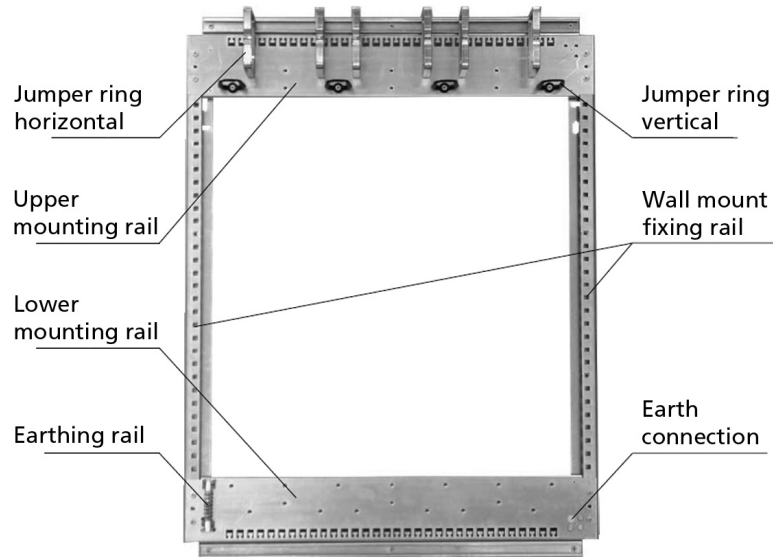
Wall-mounted Distribution Frames

Design

1. Wall-mounted basic frame

- Wall-mounted fixing rails (25 mm DIN grid dimension) with captive nuts to secure the standard mounting kits
- Upper mounting rail with integrated cable fastening elements and jumper rings
- Lower mounting rail with integrated cable fastening elements and earth components (earthing rail with eight earthing terminals 4 mm²; connection point for earth connection)

Material: Galvanized sheet steel



2. Standard mounting kits

- Depending on the size of the basic frame, a sufficient number of horizontal mounting rails, with jumper rings for vertical routing (fixing material is included with the delivery).

Material:

Jumper rings: Black plastic

Mounting rails: Galvanized sheet steel

- Choice of mounting kits (profile frame, back-mount frame or system rails).

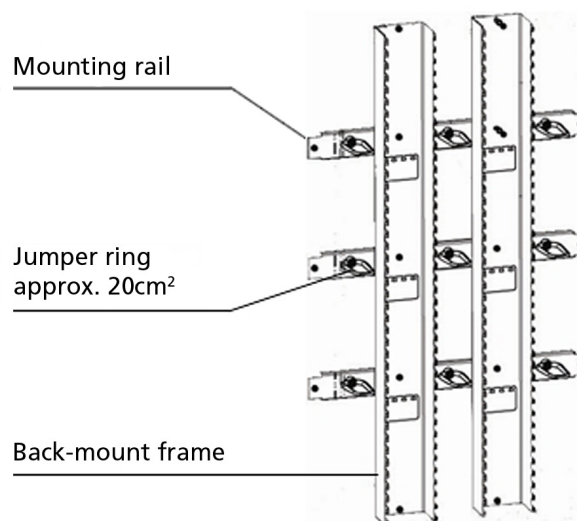


Fig. Standard mounting kit back-mount frame

Wall-mounted Distribution Frames

Technical Data


2.1. Standard mounting kit – profile frame

Depth of profile frame

Size XS – L = 90 mm
Size XL – XXL = 110 mm

Material:

Profile frame: Galvanized sheet steel
Profile rods: Stainless steel



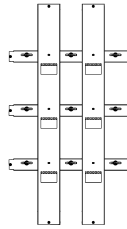
2.2. Standard mounting kit – back-mount frame

Depth of interior wiring space in back-mount frame

Size XS – L = 70 mm
Size XL – XXL = 90 mm

Material:


Back-mount frame: Stainless steel



2.3. Standard mounting kit – system rail

Material:

System rails: Powder-coated sheet steel



3. Special mounting kits

Mounting plate with grid-type perforation (dimensions H x W in mm: 11 x 26)
incl. fixing material.

Material:

Mounting plate: Galvanized sheet steel



Capacity:

	Basic frame	Mounting kit			Mounting plate
		Profile*	Back-mount frame*	System**	
Size	Dimensions H x W x D*** in mm	Capacity in pairs			Usable surface area H x W in mm
XS	540 x 600 x 140	2 x 170	2 x 170	2 x 100	50 x 500 and/or 190 x 500
S	840 x 600 x 140	2 x 290	2 x 290	2 x 200	
M	1.140 x 600 x 140	2 x 410	2 x 410	2 x 300	
L	1.440 x 600 x 140	2 x 530	2 x 530	2 x 400	
XL	1.940 x 600 x 160	2 x 690	2 x 690	2 x 500	50 x 700 and/or 190 x 700
XXL	1.940 x 800 x 160	3 x 690	3 x 690	3 x 500	

Basis for calculation:

* LSA-PLUS series2, pitch 25mm

** System 71 blocks, mounting dimension 290 mm

*** Without components

Ordering Information

Size	Description	Weight in kg	Catalogue Number
XS	Basic frame XS (2-bays)	5.0	VOI-7079 1 510-00
	Mounting kit, profile for installation in basic frame XS	2.0	VOI-7079 1 810-00
	Mounting kit, back-mount frame for installation in basic frame XS	3.1	VOI-7079 1 820-00
	Mounting kit, system rails for installation in basic frame XS	2.1	VOI-7079 1 840-00
S	Basic frame S (2-bays)	6.0	VOI-7079 1 520-00
	Mounting kit, profile for installation in basic frame S	3.1	VOI-7079 1 811-00
	Mounting kit, back-mount frame for installation in basic frame S	5.0	VOI-7079 1 821-00
	Mounting kit, system rails for installation in basic frame S	3.5	VOI-7079 1 841-00
M	Basic frame M (2-bays)	7.0	VOI-7079 1 530-00
	Mounting kit, profile for installation in basic frame M	4.6	VOI-7079 1 812-00
	Mounting kit, back-mount frame for installation in basic frame M	6.4	VOI-7079 1 822-00
	Mounting kit, system rails for installation in basic frame M	5.1	VOI-7079 1 842-00
L	Basic frame L (2-bays)	8.0	VOI-7079 1 540-00
	Mounting kit, profile for installation in basic frame L	6.0	VOI-7079 1 813-00
	Mounting kit, back-mount frame for installation in basic frame L	8.6	VOI-7079 1 823-00
	Mounting kit, system rails for installation in basic frame L	8.9	VOI-7079 1 843-00
XL	Basic frame XL (2-bays)	11.0	VOI-7079 1 560-00
	Mounting kit, profile for installation in basic frame XL	8.8	VOI-7079 1 814-00
	Mounting kit, back-mount frame for installation in basic frame XL	12.8	VOI-7079 1 824-00
	Mounting kit, system rails for installation in basic frame XL	14.4	VOI-7079 1 844-00
XXL	Basic frame XXL (3-bays)	13.0	VOI-7079 1 570-00
	Mounting kit, profile for installation in basic frame XXL	12.2	VOI-7079 1 815-00
	Mounting kit, back-mount frame for installation in basic frame XXL	23.0	VOI-7079 1 825-00
	Mounting kit, system rails for installation in basic frame XXL	22.5	VOI-7079 1 845-00
Accessories	Mounting plate Usable mounting surface 500 x 190 mm for installation in basic frames XS – XL	0.8	VOI-7079 1 850-00
	Mounting plate Usable mounting surface 500 x 50 mm for installation in basic frames XS – XL	0.4	VOI-7079 1 851-00
	Mounting plate Usable mounting surface 700 x 190 mm for installation in basic frames XXL	1.0	VOI-7079 1 852-00
	Mounting plate Usable mounting surface 700 x 50 mm for installation in basic frames XXL	0.6	VOI-7079 1 853-00

TECHNICAL DATA



Web Site: www.adckrone.com

EMEA Regional Office:

ADC GmbH, Beeskowdamm, 3-11, 14167 Berlin, Germany
Phone: +49 308 453 1818 • Fax: +49 30 8453-1703

For a listing of ADC KRONE's global sales office locations, please refer to our web site.

Specifications published here are current as of the date of publication of this document. Because we are continuously improving our products, ADC KRONE reserves the right to change specifications without prior notice. At any time, you may verify product specifications by contacting ADC Telecommunications, Inc. headquarters in Minneapolis. ADC Telecommunications, Inc. views its patent portfolio as an important corporate asset and vigorously enforces its patents.

Part Number 102220BE Jul 06 Original © 2006 ADC Telecommunications Ltd. All Rights Reserved